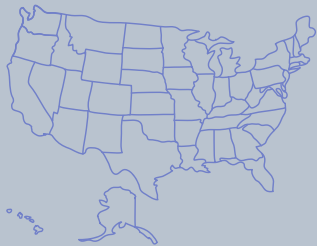


# 2021 UDS Workforce Metrics\*

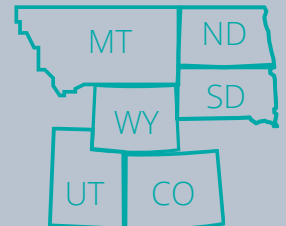
National and **Region VIII** Health Center Awardee Highlights



## Health Center Awardees\*\*

1,373 in the Nation

60 in **Region VIII**



## Health Center Awardees Providing Health Professions Education and Training (HP-ET) Programs

1,129 Awardees in the Nation and 54 in **Region VIII** provide professional education and/or training.

HP-ET Programs expose health and allied health professions students, trainees, and residents to education and training programs at health centers, enhancing these health centers' capabilities to recruit, develop, and retain their workforce.

82.23%

of Awardees in the **Nation** Have HP-ET Programs




90.00%

of Awardees in **Region VIII** Have HP-ET Programs

## SPONSOR SITES

Nation 19.13%

**Region VIII** 31.48%



## TRAINING SITE PARTNERS

Nation 31.48%

**Region VIII** 88.89%

*% of Awardees with HP-ET Programs*

A sponsor site hosts a comprehensive HP-ET program. A training site partner delivers focused, time-limited HP-ET in support of a comprehensive curriculum hosted by another health profession education provider.

\*Health Resources and Services Administration. 2021 Health Center data. Available from URL: <http://bphc.hrsa.gov/uds/datacenter.aspx> [accessed August 8, 2022]. Highlights from 2021 State Reports-Online RollUps, Table WFC: Workforce. For more Region VIII UDS information, visit <http://championline.org/tools-products/publications-electronic-media/champs-publications#UDSummary>.

\*\*Health Center Program Awardees; Region VIII included two Health Center Look-Alike (LA) organizations in 2021. LA data is not included in this infographic.



**Community Health Association of Mountain/Plains States (CHAMPS)**

[www.CHAMPSonline.org](http://www.CHAMPSonline.org)

# HP-ET Offered By Discipline

2021 UDS Workforce Metrics\*

National and Region VIII Health Center Awardee Highlights

## MEDICAL

**Nation**  
**53.01%**

**All Physicians**

As a Percent of All Medical Individuals Trained

**Region VIII**  
**40.68%**



**14.86%**

Nurse Practitioners

**13.33%**

**5.48%**

Physician Assistants

**10.02%**

**11.84%**

Registered Nurses

**19.94%**

**9.13%**

Medical Assistants

**10.72%**



As a Percent of All Medical Individuals Trained

## MENTAL HEALTH & SUBSTANCE USE DISORDER (SUD)

Clinical Social Workers

**35.50%** **22.22%**

Professional Counselors

**11.13%** **13.04%**

SUD Personnel

**12.67%** **2.90%**

As a Percent of All Mental Health & Substance Use Disorder Individuals Trained

## MOST COMMONLY TRAINED BY DISCIPLINE

Physicians

Dentists

Clinical Social Workers

Pharmacists

Medical

Dental

Mental Health & SUD

Other Professionals

Physicians

Dentists

Psychiatric Nurse Specialists

Pharmacists

\*Health Resources and Services Administration. 2021 Health Center data. Available from URL: <http://bphc.hrsa.gov/uds/datacenter.aspx> [accessed August 8, 2022]. Highlights from 2021 State Reports-Online RollUps, Table WFC: Workforce. For more Region VIII UDS information, visit <http://champsonline.org/tools-products/publications-electronic-media/champs-publications#UDSummary>.

This resource was supported by the Health Resources and Services Administration (HRSA) of the U.S. Department of Health and Human Services (HHS) as part of an award totaling \$720,000 with 26% financed with non-governmental sources. The contents are those of the author(s) and do not necessarily represent the official views of, nor an endorsement, by HRSA, HHS, or the U.S. Government. For more information, please visit [HRSA.gov](http://HRSA.gov)

