



Region VIII Health Center* Fact Sheet

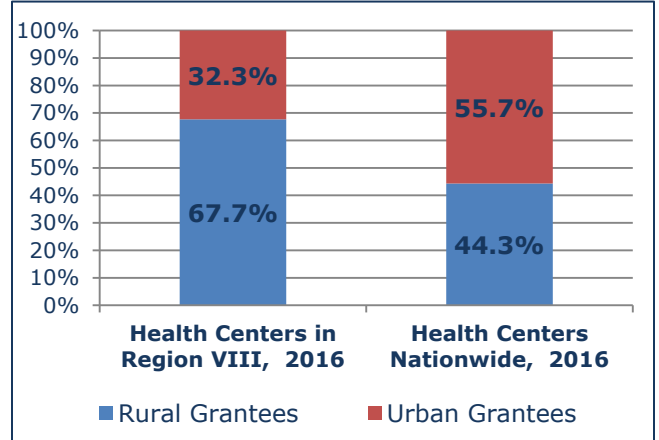
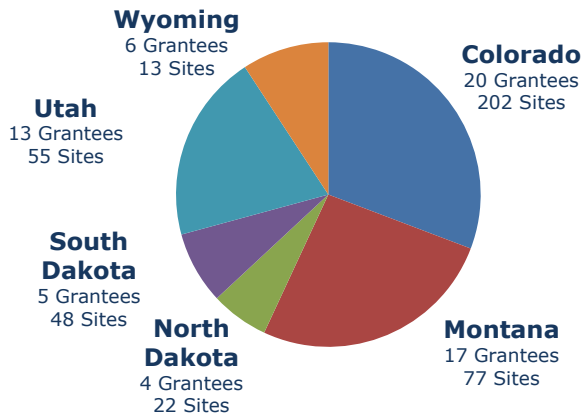
Region VIII = Colorado, Montana, North Dakota, South Dakota, Utah, and Wyoming

The health centers within the Bureau of Primary Health Care (BPHC) **Health Center Program** provide high-quality, affordable, and accessible primary health care, most often to indigent, medically underserved, and underinsured populations in a wide range of communities, from inner cities to rural expanses. As of 2016 there are more than **1,420** health center organizations operating in the United States, serving over **26.5 million** people. These include community health centers, school-based health centers, migrant health centers, health care for the homeless centers, and public housing primary care health centers. Each of these health centers must:

- Be located in area of high need*
- Be open to all regardless of ability to pay*
- Provide services that fit the needs and priorities of the community*
- Offer primary care and other services to ensure access (translation, transportation, etc.)*
- Provide high quality care, reducing disparities and improving patient outcomes*

REGION VIII HEALTH CENTERS IN 2016 – 65 TOTAL GRANTEES

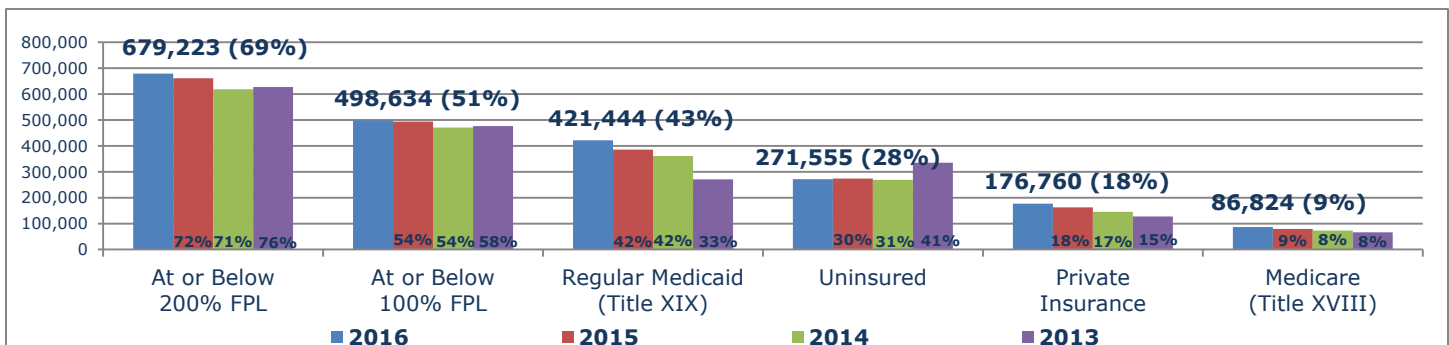
LOCATION OF REGION VIII HEALTH CENTERS



979,601 TOTAL REGION VIII HEALTH CENTER PATIENTS IN 2016

Agricultural Worker/Dependent Patients	28,023	3%	Medical Services Patients	868,293	89%
Homeless Patients	58,413	6%	Dental Services Patients	214,049	22%
School Based Health Center Patients	39,567	4%	Mental Health Services Patients	85,584	9%
Veteran Patients	17,918	2%	Vision Services Patients	7,063	1%
Patients Aged Under 18	313,410	32%	Enabling Services Patients	121,554	12%
Patients Aged 18-64	589,353	60%	Male Patients	433,067	44%
Patients Aged 65+	76,838	8%	Female Patients	546,534	56%

REGION VIII PATIENTS BY FEDERAL POVERTY LEVEL (FPL) AND INSURANCE



*BPHC Health Center Program Grantees; Region VIII included one Health Center Program Look-Alike (LA) organization in 2016. LA data is not available at state or regional levels, and is not included in this fact sheet.

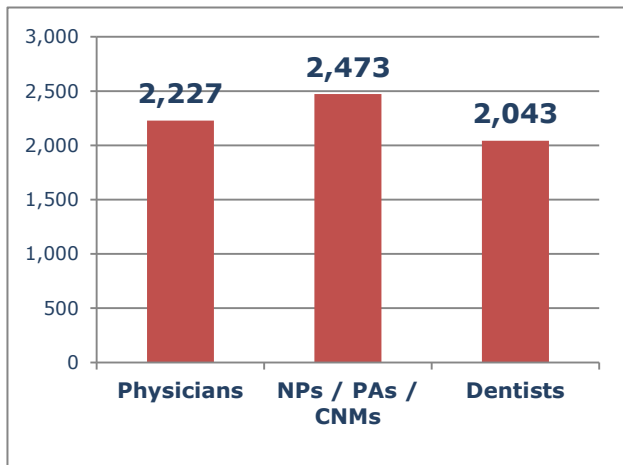
Health center data from BPHC's Uniform Data System (UDS) State and National Grantee Rollups, <http://bphc.hrsa.gov/datareporting/>. For more Region VIII UDS information, visit <http://championline.org/tools-products/publications-electronic-media/champs-publications#UDSsummary>.

Region VIII Health Centers* in 2016, continued

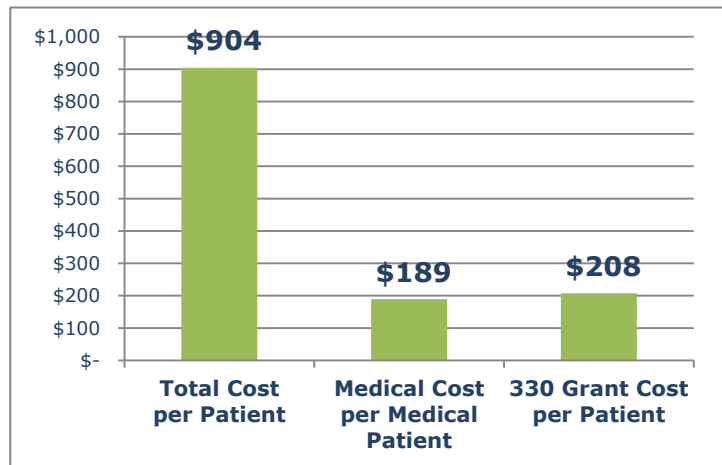
REGION VIII HEALTH CENTER STAFFING AND VISITS

Total Full Time Equivalent (FTE)	8,321.48	Total Visits	3,776,145
Medical Services FTE	3,077.65	Medical Services Visits	2,690,801
Physicians FTE	485.97	Physician Visits	1,082,441
NPs / PAs / CNMs FTE	608.31	NP / PA / CNM Visits	1,504,494
Dental Services FTE	719.27	Dental Services Visits	532,099
Dentists FTE	184.67	Dentist Visits	377,254
Dental Hygienists FTE	130.15	Dental Hygienist Visits	154,845
Mental Health Services FTE	296.40	Mental Health Services Visits	233,777
Vision Services FTE	5.10	Vision Services Visits	8,454
Enabling Services FTE	983.66	Enabling Services Visits	276,099
Pharmacy FTE	305.33	Substance Abuse Services Visits	9,026
Quality Improvement FTE	65.31		
Facility / Non-Clinical Support FTE	2,745.37		

REGION VIII MEDICAL AND DENTAL PRODUCTIVITY (VISITS/FTE)

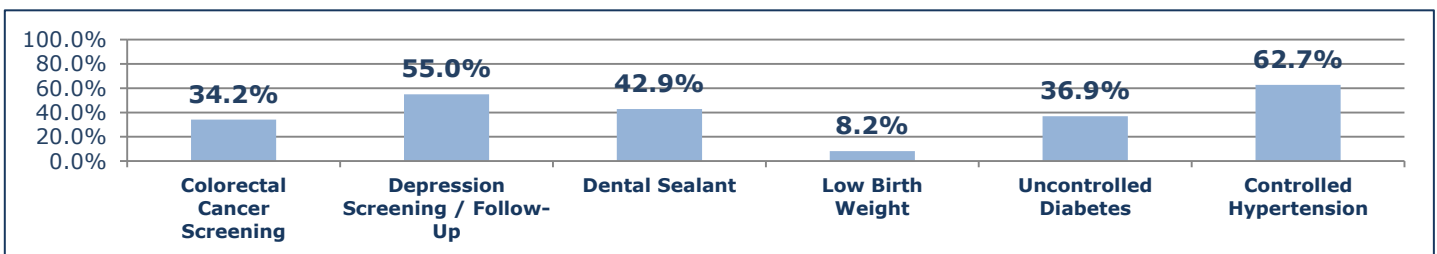
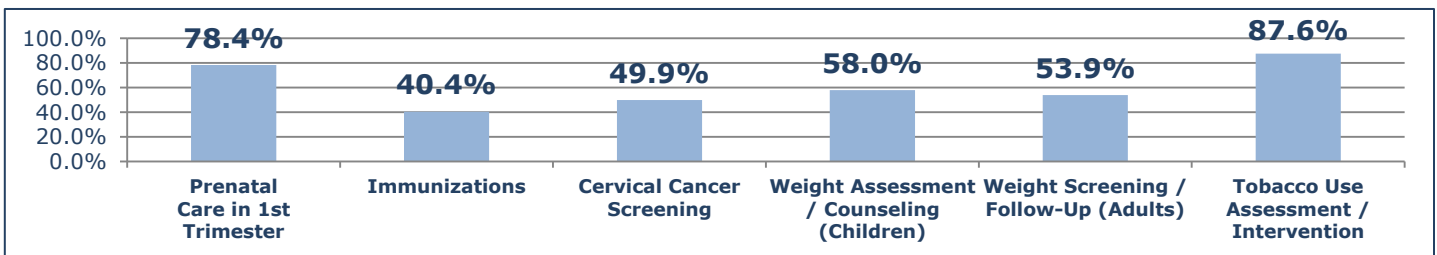


REGION VIII PERFORMANCE ON FINANCIAL PERFORMANCE MEASURES



REGION VIII PERFORMANCE ON SELECTED CLINICAL PERFORMANCE MEASURES

Percentage of appropriate patients with/receiving the following:



*BPHC Health Center Program Grantees; Region VIII included one Health Center Program Look-Alike (LA) organization in 2016.

LA data is not available at state or regional levels, and is not included in this fact sheet.

Health center data from BPHC's Uniform Data System (UDS) State and National Grantee Rollups, <http://bphc.hrsa.gov/datareporting/>.

For more Region VIII UDS information, visit <http://champsonline.org/tools-products/publications-electronic-media/champs-publications#UDSsummary>.